

# ADAPT

COMMERCIAL STRAND LIGHT 120V



tivoli®

## ADAPT COMMERCIAL STRING LIGHT- How it works

Choose your cord color, light engine, and multiple globe options to create a unique experience for any personal or public space.

### Choose Your Cord:

Tivoli's standard 48' strand with (24) E26 medium base sockets. Available in black or white with 24" O.C. socket spacing.

### Order Your Light Engine:

4W each with a lumen delivery up to 400 lumens per light engine. Available in 2700K and 3000K only.

### Multiple ADAPT Globes:

Available in both G125 and ST19 profiles. Total of 11 styles to choose from.



## Strand & Light Engine


**TCSL-S-X-24-120**

**X = B** (black), **W\*** (white)  
48' Commercial strnd, 24" OC  
molded male and female end


**ALS-TF-T25-E26-4W-XXK-6PK-R**

**XXK = 27K** (27K), **30K\*** (30K)  
6 pcs Filament Light Engine

\*Consult Factory for MOQ

## Specification

**EPA - 48' Run**

Type	5" / Globe	2 3/8" Globe	Hat 8"	Hat 13"	Dish 10"	Flower 10"	Flower 13"
Spacing 24" OC	5.04	3.36	6.80	16.95	10.08	10.08	16.95

**ADAPT Commercial String Light (based on 2700K)**

Socket Spacing	24"
Socket Type	E26
Socket Count	24
Cord Length	48' with male and female molded ends
Cord Type	3C x 14AWG SJTW
Cord Plug	5-15P Polarized
Cord Weight	7.85 lbs.
Field Cuttable Cord	NO
Operating Voltage	120V AC
Watts/Strand	96W based on 10% voltage drop
Max Run	Feet (384), Strand sets (8), Watts (768)

**ADAPT Globe**

Globe	Glass (Shatter resistance assist with silicone coating - Glass may still break under certain conditions)
-------	--

**ADAPT Light Engine**

Watts/bulb	4W
Lumens/bulb	400 (Light engine only - Lumen output may vary based on globe choice)
Weight/bulb	0.10 lbs.
Kelvin Temperature	2700K, 3000K
CRI	80+
Operating Voltage	120V AC
Dimming	ELV, TRIAC
Base	E26 Medium base

**Certification and Testing**

Certification	cETLus
Environment	Wet Location
IP Rating	IP65
Lifetime Hours (Light Engine)	15,000
Warranty	3 Years

Tivoli, LLC. reserves the right to modify this specification without prior notice.

**ADAPT Globe**

Note: Shatter resistance assist with silicone coating - Glass may still break under certain conditions



**LSA-KAT-N**  
Katie



**LSA-ANG-N**  
Angela



**LSA-GIN-N**  
Gina



**LSA-LUC-N**  
Lucia\*



**LSA-BRE-N**  
Brenda



**LSA-LAU-N**  
Laura\*

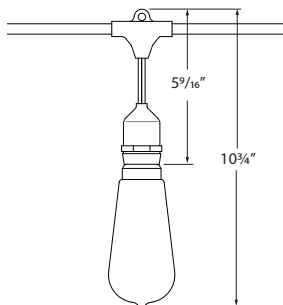


**LSA-TON-N**  
Toni\*

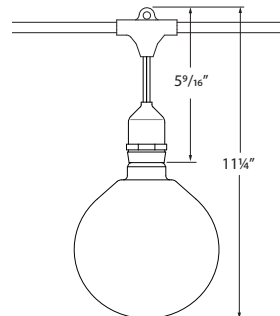
\*Consult Factory for MOQ and Lead Time.

**ADAPT Globe Weights & Dimensions**

Filament light engine and ST19 total weight w/48 ft. string  
13.65 lbs. w/catenary cable



Filament light engine and G25 total weight w/48 ft. string  
17.25 lbs. w/catenary cable



**Mounting Accessories**

**WARNING:** For suspension application, catenary cable is required to support the product, otherwise the warranty will be void.



**LS-CABLE-X**  
**X = 60** (60'), **110** (110'),  
**500** (500')  
1/8" Galvanized cable in-  
cludes (2) cable locks for use  
with loads up to 200lbs  
Note: 500' no locks included



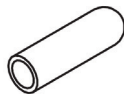
**LS-LOCK-X**  
**X = 2** (2 pcs), **4** (4 pcs)  
Includes (1) release key  
Cable Lock for 1/8" cable,  
support loads up to 200 lbs.



**LS-TT**  
Cable tensioning tool up to  
880lbs with 6:1 gear drive with  
integral torque gauge controls



**LS-UVZP-BK-XX**  
**XX = 30** (30 pcs), **50** (50 pcs)  
Black UV resistant, heavy duty  
ties maximum weight up to  
100 lbs./per tie



**TCSL-BK-EC**  
PVC Field Cut End-Cap, Black



## Light Shade Accessories

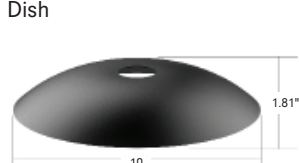
Hat



**SHADE-HT-BK-XX-XX**

**XX = BK** (black), **CO\*** (copper)  
**XX = 8** (8.3"), **13\*\*** (12.6")  
 Black top, black/copper bottom  
 Weight: 0.46 lb (10), 1.2 lb (13)

Dish



**SHADE-DS-BK-BK-10**

10.2"  
 Black top, black bottom  
 Weight: 0.76 lb

Flower



**SHADE-FL-BK-BK-XX**

**XX = 10** (9.8"), **13** (13.8")  
 Black top, black bottom  
 Weight: 0.63 lb (10), 1.48 lb (13)



**SHADE-ADP-CSL-BK-XX**

**XX = 25** (25 pcs), **01** (1 pc)  
 PVC shade adapters black

\*Only available for 13 (Hat)    \*\*Consult factory for lead time and MOQ

## Mounting Layout

